

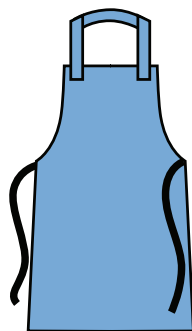
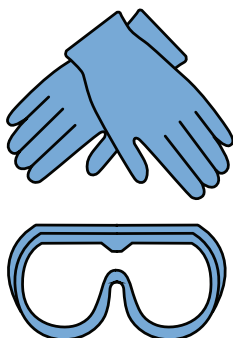
PROSAN+ DETERGENT CHLORINE TABLETS

How to make a Sanitising Chlorine Solution


PREPARATION

Wear:

PPE gloves,
eye protection
and apron



If in a confined space, open a window/door to ensure adequate ventilation



MAKING THE SOLUTION

Always refer to your local infection control policy guidelines.



For 1 litre sanitising solution:
Mix 1 tablet in 1 litre of water

For double strength solution:
Mix 2 tablets in 1 litre or
1 tablet in 0.5 litre of water

1 tablet gives
1,000 parts per
million detergent
chlorine solution.

Warm water
(NOT HOT) speeds
up tablet dissolution
time and aids
detergency.

HOW TO WIPE

Use disposable paper
towels or disposable
cloths

- Submerge paper or cloth in the solution, squeeze off excess and wipe surface.
- Discard wiper when finished or wiper is visibly dirty.
- Dispose of solution after use.

DO!

- Wear gloves, apron, eye protection
- Ventilate the area you are working in
- Check local infection control guidelines
- Make up correct solution strength

DON'T!

- Do not shake the solution
- Do not use directly onto urine or vomit
- Do not mix with HOT Water
- Do not use a spray bottle